



# Newsletter Producer Price Index (PPI) November, 2020



Republic of Ghana

December 16, 2020

## Producer Price Inflation Rate in November 2020 is 8.8%

### The Producer Price Index

The Producer Price Index (PPI) measures the average change over time in the prices received by domestic producers for the production of their goods and services. The PPI for Ghana reports the producer price indices with reference to September 2006, the base period. This release shows the annual (year-on-year) and monthly producer inflation rates for all industry and three major sub-sectors of industry (Mining and Quarrying, Manufacturing, and Utilities) for the last twelve months. The figures for November 2020 are provisional and are subject to revision when additional data become available. All other indicators are final.

### November 2020 Producer Inflation

The Producer Price Inflation rate for November 2020 was 8.8 percent. This rate indicates that between November 2019 and November 2020 (year-on-year), the PPI increased by 8.8 percent. This rate represents a 0.4 percentage point increase in producer inflation relative to the rate recorded in October 2020 (8.4%). The month-on-month change in producer price index between October 2020 and November 2020 was 0.6 percent (Table 1)

**Table 1: PPI for Sept, Oct. & November 2020**

Month	Index level	Change rate (%)	
	Sept 2006=100	Monthly	Yearly
September, 2020	718.4	0.2	9.7
October rev. 2020	720.6	0.3	8.4
<b>November, 2020</b>	<b>p725.2</b>	<b>p0.6</b>	<b>p8.8</b>

p = Provisional

The producer price inflation in the Mining and Quarrying sub-sector increased by 2.7 percentage points over the October 2020 rate of 35.3 percent to record 38.0 percent in November 2020. The producer inflation for Manufacturing, which constitutes more than two-thirds of the total industry, decreased marginally by 0.1 percentage points to record 5.0 percent. The utility sub-sector increased marginally by 0.2 percentage points over the October 2020 rate of 0.3 percent to record 0.5 percent.

**Table 2: PPI and Inflation by Sector, November 2020 (September 2006= 100)**

Sector	Index level	Change rate (%)	
	Sept 2006=100	Monthly	Yearly
Mining & Quarrying	2,141.1	2.0	38.0
Manufacturing	539.5	0.5	5.0
Utilities	900.5	0.2	0.5
<b>ALL INDUSTRY</b>	<b>725.2</b>	<b>0.6</b>	<b>8.8</b>

The data in this table are provisional.

### Trends

In November 2019, the producer price inflation rate for all industry was 9.9 percent. The rate increased consistently to 14.5 percent in January 2020 but declined to 6.8 percent in March 2020. After that, the rate increased continuously to record 9.5

percent in June 2020 but declined to 9.0 percent in August 2020. The rate increased to record 9.7 percent in September 2020 but declined to record 8.4 percent in October 2020. In November 2020, the rate increased to record 8.8 percent.

## Manufacturing Sector

During November 2020, eight out of the sixteen major groups in the manufacturing sub-sector recorded inflation rates higher than the sector average of 5.0 percent. Manufacture of rubber and plastic products recorded the highest inflation rate of 16.9 percent, while the Manufacture of coke, refined petroleum products, and nuclear fuel recorded the least inflation rate of -4.8 percent (Fig. 2).

## Petroleum Price Index

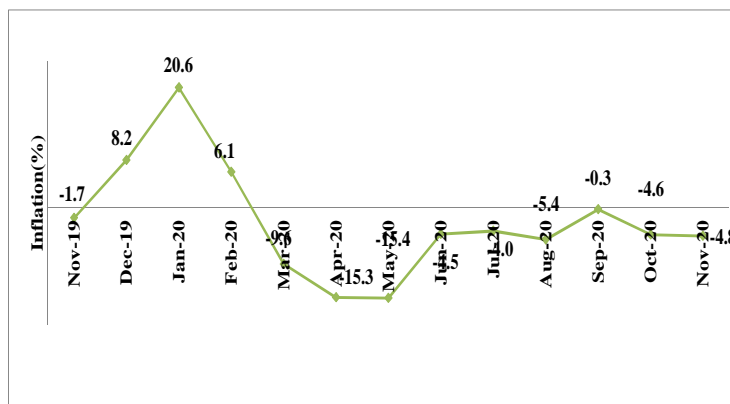
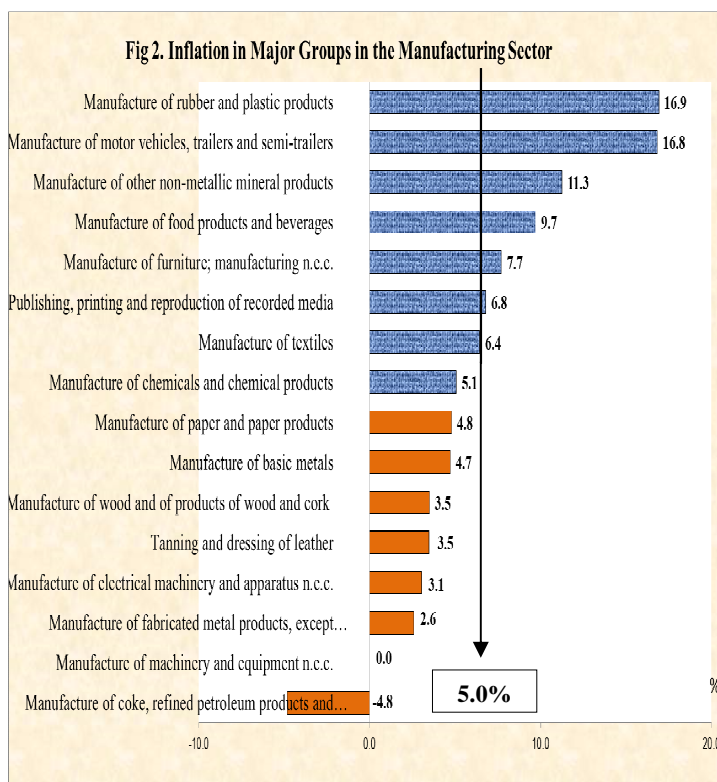
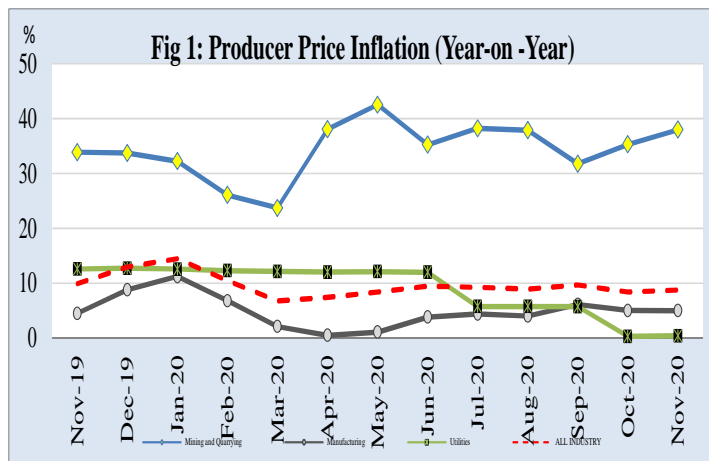
The producer inflation rate in the petroleum sub-sector was -1.7 percent in November 2019. The rate increased consistently to record 20.6 percent in January 2020 but declined to record -15.4 percent in May 2020. However, the rate increased continuously to record -0.3 percent in September 2020 and declined to record -4.8 percent in November 2020 (Fig 3).

## Highlights

The year-on-year producer inflation for all industry was 8.8 percent in November 2020; the monthly change rate was 0.6 percent.

The Mining and Quarrying sub-sector recorded the highest year-on-year producer price inflation rate of 38.0 percent, followed by the Manufacturing sub-sector with 5.0 percent. The Utility sub-sector recorded the lowest year-on-year producer inflation rate of 0.5 percent.

For the monthly changes, the mining and quarrying sub-sector recorded the highest inflation rate of 2.0 percent, followed by manufacturing sub-sectors with 0.5 percent. The Utility sub-sector recorded 0.2 percent.



Copies of the Newsletter may be obtained from the information desk of Ghana Statistical Service or the GSS website at [statsghana.gov.gh](http://statsghana.gov.gh). For details of the PPI and for further explanation, please contact the Business & Industrial Statistics Section of the GSS or call 0302-682640. You may also contact us at the following address: Ghana Statistical Service, P. O. Box GPI098, Accra, Ghana.